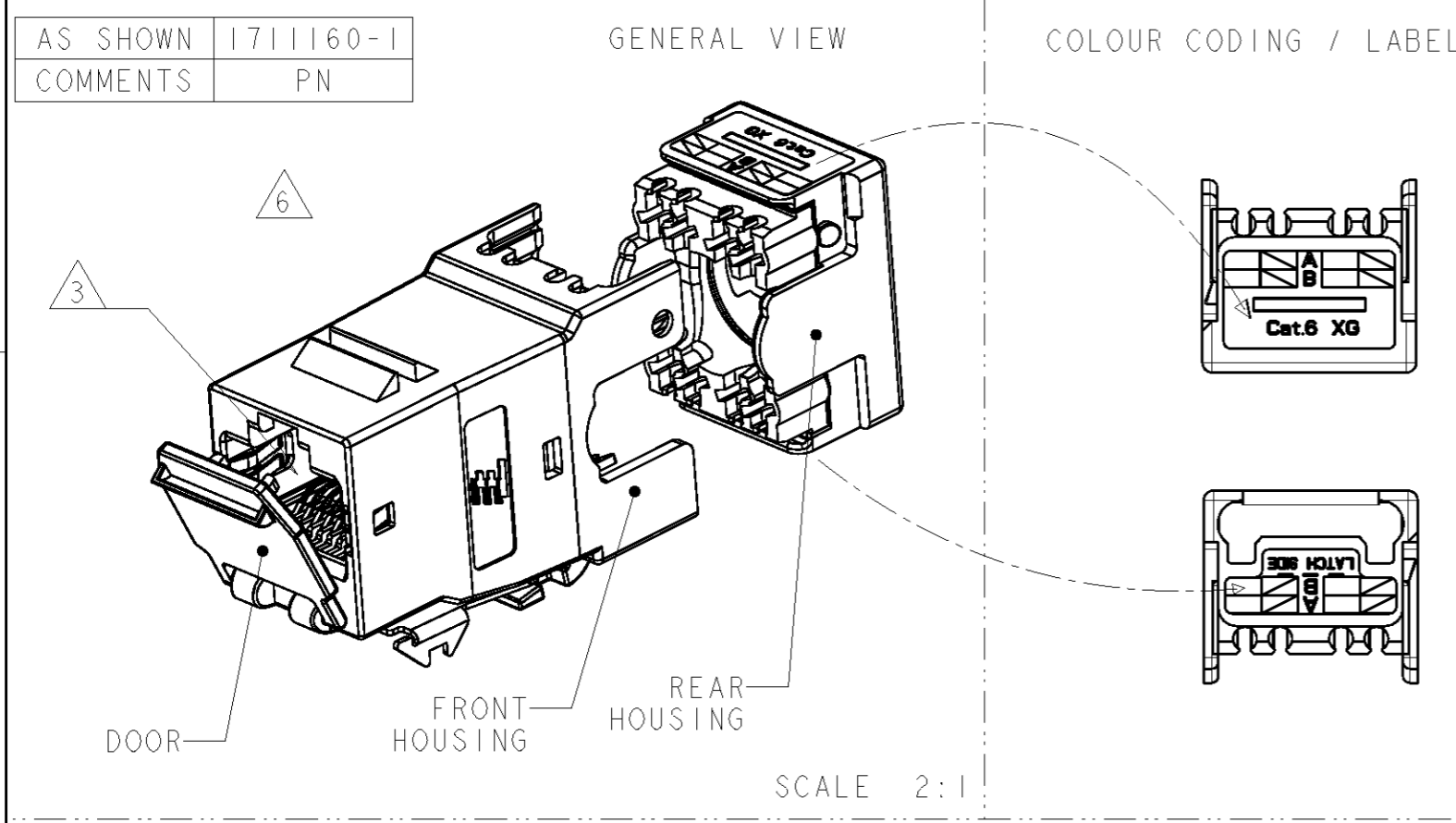
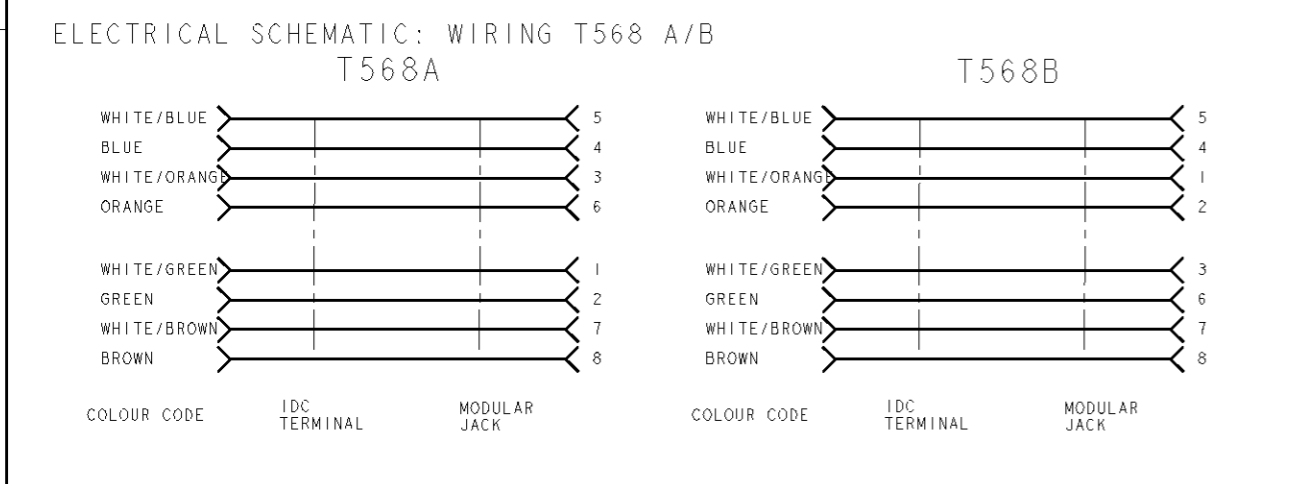
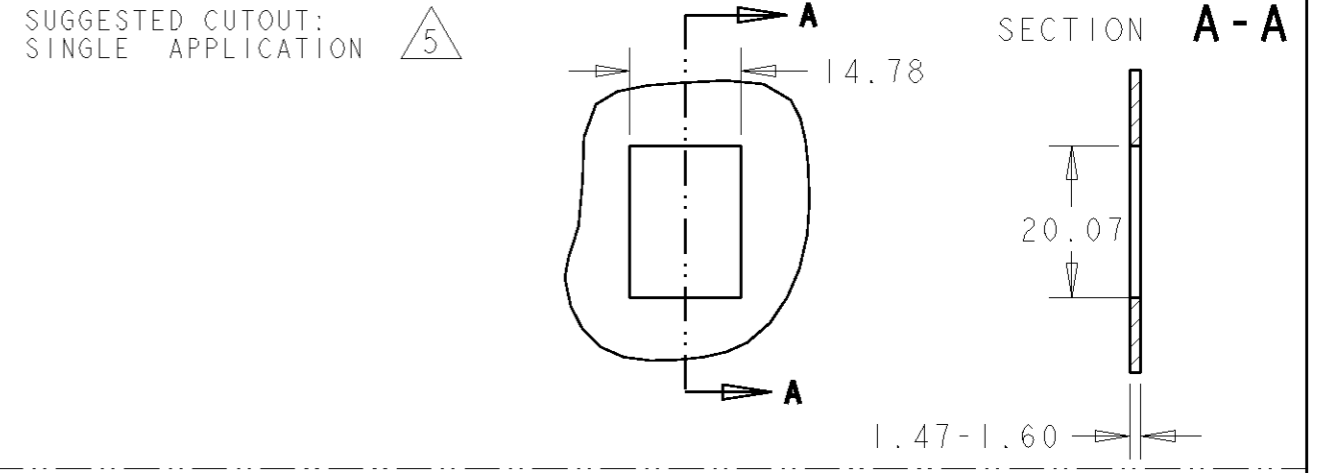
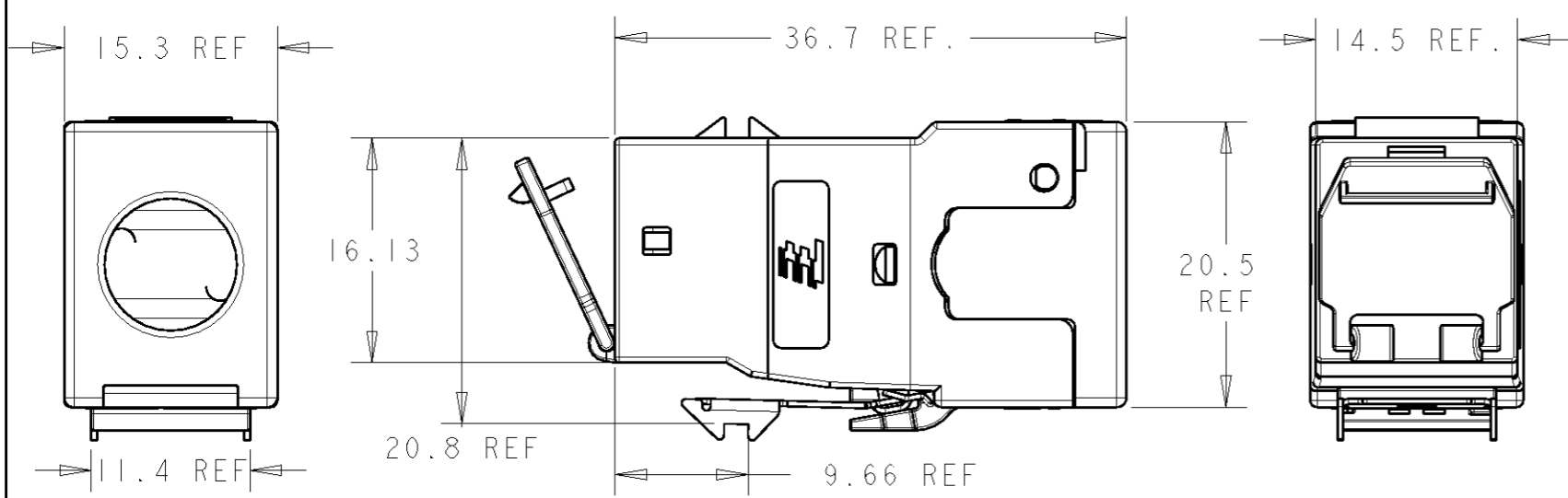


THIS DRAWING IS UNPUBLISHED. RELEASED FOR PUBLICATION 2010
 © COPYRIGHT - BY - ALL RIGHTS RESERVED.



LOC	DIST	REVISIONS				
P	LTR	DESCRIPTION	DATE	DWN	APVD	
1K	2	E1	REVISED PER ECO-11-005150	03MAY11	RK HMR	

- 1 MATERIAL:
- FRONT AND REAR HOUSING, CABLE CLAMP: ZAMAK 5. (Z410).
 - IDC CONNECT BLOCK, DUST COVER AND LACING FIXTURE: POLYCARBONATE NATURAL.
 - CUTTING BLADE, SPRINGS, LATCH AND SHIELD CONTACT POINT: STAINLESS STEEL.
 - JACK CONTACTS: BERYLLIUM COPPER, PLATED WITH 1.27 μ m MINIMUM THICK GOLD IN LOCALIZED AREA AND 3.81 μ m MINIMUM THICK MATTE TIN IN SOLDER AREA OVER 1.27 μ m MINIMUM THICK NICKEL UNDERPLATE.
 - IDC TERMINALS: PHOSPHOROUS BRONZE, PLATED WITH 3.81 μ m MINIMUM THICK BRIGHT MATTE TIN OVER 1.27 MINIMUM THICK NICKEL UNDERPLATE.
2. AMP-TWIST-6S SL JACK WILL TERMINATE:
- SOLID CONDUCTORS: 22-24 AWG.
 - STRANDED CONDUCTORS: 24-26 AWG.
 - MAX. INSULATION DIAMETER: ϕ 1.60 mm.
 - MAX. CABLE JACKET: ϕ 9.00 mm.
- 3 CAVITY ACCORDING TO IEC 60603-7-5 Ed. 1.0
4. MOUNTING PANEL THICKNESS 1.47-1.60 mm. (SEE SUGGESTED CUTOUT).
- 5 SUGGESTED CUTOUT OPENING.
- 6 PACKAGING: ACCORDING TO SPEC. 107-93003.
7. REFER TO 411-93007 FOR TERMINATION INSTRUCTIONS USING SL SERIES TOOL TERMINATION: SL SERIES JACK TOOL PN 1901551-1.
8. DIMENSIONS SHOWN ARE FOR REFERENCE ONLY.



DIMENSIONS:		TOLERANCES UNLESS OTHERWISE SPECIFIED:		DWN 04NOV2004 A.CARRERAS		TE Connectivity	
mm		0 PLC \pm 1 PLC \pm 2 PLC \pm 3 PLC \pm 4 PLC \pm ANGLES \pm		CHK 04NOV2004 L.de DIOS			
MATERIAL -		FINISH -		APVD 02NOV2006 J.SANABRA		NAME AMP-TWIST-6S SL JACK REAR EXIT	
CUSTOMER DRAWING		SCALE 2:1		PRODUCT SPEC 108-93003		SIZE A3	
		SHEET 1 OF 1		APPLICATION SPEC 411-93007		CAGE CODE 00779	
		REV E1		WEIGHT -		DRAWING NO C=1711160	
				RESTRICTED TO -			